

## For MITSUBISHI

## MITSUBISHI

ENGINE: 4M40 2835CC 2004-2008  
PAJERO NM WITH 2.8 L "4M40 2000 - 2004 (SINGLE CHAIN-NEW MODLE)

KIT NO. CY-MTS105 1 2 3 4 5 6 7 8 9 10 11  
CY-MTS105-A 1 2 3 4 9 10 11

NO	PART NO.	Description
1	CY-MTS105-CH	CHAIN 3SR-98L
2	CY-MTS105-TEN	TENSIONER
3	CY-MTS105-S	GUIDE
4	CY-MTS105-C	GUIDE
5	CY-MTS105-CR	GEAR
6	CY-MTS105-CA	( CRANK ) GEAR
7	CY-MTS105-GA	GEARINJECTOR PUMP
8	CY-MTS105-GA	( CAM ) GERAR 中間齒輪總成
9	CY-MTS105-OIL	OIL SEAL
10	CY-MTS105-GAS-1	GASKET
11	CY-MTS105-GAS-2	GASKET



## MITSUBISHI

ENGINE: 4M40 PAJERO 2835CC 1995-  
PAJERO II (V2\_W, V4\_W) 2.8 TD (V46W) 1994-2000 (DOUBLE CHAIN-OLD MODLE)

KIT NO. CY-MTS106 1 2 3 4 5 6 7 8 9 10 11  
CY-MTS106-B 1 2 3 4 9 10 11

NO	PART NO.	Description
1	CY-MTS106-CH	CHAIN 3DR-98L
2	CY-MTS106-TEN	TENSIONER
3	CY-MTS106-S	GUIDE
4	CY-MTS106-C	GUIDE
5	CY-MTS106-CR	GEAR
6	CY-MTS106-CA	( CRANK ) GEAR
7	CY-MTS106-GA	GEARINJECTOR PUMP
8	CY-MTS106-GA	( CAM ) GERAR 中間齒輪總成
9	CY-MTS106-OIL	OIL SEAL
10	CY-MTS106-GAS-1	GASKET
11	CY-MTS106-GAS-2	GASKET



## MITSUBISHI

ENGINE: DIAMANTE 3.0L V6 181 CID SOHC 1992-1996  
GALANT 3.0L V6 181 CID SOHC 1988  
MIGHTY MAX 3.0L V6 181 CID SOHC 1990-1994  
MONTERO 3.0L V6 181 CID SOHC 1989-1994  
SIGMA 3.0L V6 181 CID SOHC 1989-1990

KIT NO. CY-MTS132

NO	PART NO.	Description
1	CY-MTS132-139	TIMING BELT TB-139 149
2	CY-MTS132-TEN	TENSIONER 9195



## MITSUBISHI

ENGINE: 6G73 2497CC SOHC V6 GALANT 1995-1996  
6G72 2972CC DOHC MONTERO, MONTERO SPORT, ECLIPSE 1995-2003

KIT NO. CY-MTS133-B

NO	PART NO.	Description
1	CY-MTS133-259	TIMING BELT TB-259 187
2	CY-MTS133-TEN-ADJ	TENSIONER-ADJ 9258
3	CY-MTS133-TEN	TENSIONER 9195



## MITSUBISHI

ENGINE: 2.5-H, N (1497CC) 4 CYL. STRATUS, AVENGER (6G73 24V ENG) ECLIPSE 2001-2005  
2.5-H,N(2497CC) V6 (24 VALVE MTSSUBISHI ENGINE) CIRRUS, SEBRING 1995-2000

KIT NO. CY-MTS136

NO	PART NO.	Description
1	CY-MTS136-259	TIMING BELT TB-259 187
2	CY-MTS136-ID/L.H	IDLER L.H. 9227
3	CY-MTS136-ID/R.H	IDLER R.H. 9271




## MITSUBISHI


ENGINE: 4M41/T 2001-2007  
PAJERO CLASSIC (V2\_W) 3.2 DI-D 2005  
PAJERO III (V60) 3.2 DI-D (V68W, V78W) 2000-2001  
PAJERO III (V60) 3.2 DI-D (V68W, V78W) 2001

KIT NO. CY-MTS137-AR 1 2 3 4 5 6 7 8 9 10  
CY-MTS137 1 2 3 4 5 6 7 8  
CY-MTS137-A 1 2 3 4


NO	PART NO.	Description
1	CY-MTS137-CH	CHAIN 06Dx110L
2	CY-MTS137-TEN	TENSIONER
3	CY-MTS137-L	GUIDE
4	CY-MTS137-R	GUIDE
5	CY-MTS137-CR	GEAR ( CRANK )
6	CY-MTS137-CA ( 2 PCS )	GEAR ( CAM ) ( 2 PCS )
7	CY-MTS137-PU	GEAR INJECTOR PUMP
8	CY-MTS137-ID	GEAR IDLER
9	CY-MTS137-G-U	GUIDE UP




<b>mitsubishi</b> ENGINE: 4G15 1468CC SOHC 4CYL. LANCER 1995-2001 <b>KIT NO. CY-MTS138</b>			
NO	PART NO.	Description	
1	CY-MTS138-289	TIMING BELT TB-289 107	
2	CY-MTS138-TEN	TENSIONER	


<b>mitsubishi</b> ENGINE: 4G18 LANCER 1.6 2004- <b>KIT NO. CY-MTS139</b>			
NO	PART NO.	Description	
1	CY-MTS139-BELT	TIMING BELT 109YU25	
2	CY-MTS139-ID	IDLER	
3	CY-MTS139-TEN	SPROCKET, GEAR	


<b>mitsubishi</b> ENGINE: 4G94 LANCER 2002-2007 1.8L 4 CYL. 4G93 1834CC EXPO, LRV, MIRAGE 1992-2002 2.0L 4 CYL. 1999CC SOHC LANCER 2002-2004 DODGE/PLYMOUTH 1.8L 4 CYL. 4G93 112 C COLT, SUMMITS 1992-1996 EAGLE 1.8L 4 CYL. 4G93 112 C SOHC 1993-1996 <b>KIT NO. CY-MTS142</b>			
NO	PART NO.	Description	
1	CY-MTS142-TB201	TIMING BELT TB-201 121X29	
2	CY-MTS142-TEN	TENSIONER	

<b>mitsubishi</b> ENGINE: 3.8(3797CC) V6 (WITH 4WD) MONTERO XLS, LTD 2001-2005 <b>KIT NO. CY-MTS145</b>			
NO	PART NO.	Description	
1	CY-MTS145-320	TIMING BELT 201XY32	
2	CY-MTS145-ID-LH	IDLER-LH 9-5227	
3	CY-MTS145-ID-RH	IDLER-RH 9-5271	

<b>mitsubishi</b> ENGINE: LANCER (MMNA) ES(2WD) CVT FED 44E CY, CZ# STJHL2M ES (2WD) CVT FED 2006- LANCER EVOLUTION CZ4A 2007- SNDFZ EVOLUTION-10/RS 5FMT 2007- SMGFZ EVOLUTION-10/GSR TC-SST 6MT 2007- SMGFZ EVOLUTION-10/GSR TC-SST 6MT 2007- 4B11 <b>KIT NO. CY-MTS146</b>			
NO	PART NO.	Description	
1	CY-MTS146-CH-1	CHAIN BWA 4x5x180L	
2	CY-MTS146-CH-2	CHAIN OIL PUMP bwa 4x5x76l	
3	CY-MTS146-TEN	TENSIONER	
4	CY-MTS146-L	GUIDE	
5	CY-MTS146-R	GUIDE	
6	CY-MTS146-O/L	GUIDE -OIL PUMP	
7	CY-MTS146-OIL/DR	GUIDE -OIL PUMP	

<b>mitsubishi</b> ENGINE: ECLIPSE 2.4 4G64 SOHC 2000-2005 GALANT 2.4 4G64 SOHC 1999-2003 OUTLANDER 2.4 4G64 SOHC 2002-2003 <b>KIT NO. CY-MTS147</b>			
NO	PART NO.	Description	
1	CY-MTS147-BELT-1	BELT 123RU29	
2	CY-MTS147-BELT-2	BELT 65YUCT13	
3	CY-MTS147-TEN	TENSIONER	
4	CY-MTS147-PU	PUEELY	
5	CY-MTS146-ID	IDLER	

<b>mitsubishi</b> ENGINE: 4G69 2.4 OHC 16V 2004-2005 <b>KIT NO. CY-MTS150</b>			
NO	PART NO.	Description	
1	CY-MTS150-BELT-1	BELT 122	
2	CY-MTS150-BELT-2	BELT 65YU12.7	
3	CY-MTS150-TEN	TENSIONER	
4	CY-MTS150-PU	PUEELY	
5	CY-MTS150-ID	IDLER	

<b>mitsubishi</b> ENGINE: DIAMANTE 3.0L V6 181 CID SOHC 1992-1996 GALAND 3.0L V6 181 CID SOHC 1998 MIGHTY MAX 3.0L V6 181 CID SOHC 1990-1994 MONTERO 3.0L V6 181 CID SOHC 1989-1994 SIGMA 3.0L V6 181 CID SOHC 1989-1990 <b>KIT NO. CY-MTS151</b>			
NO	PART NO.	Description	
1	CY-MTS151-139	TIMING BELT TB-139 149	
2	CY-MTS151-TEN	TENSIONER 9195	